

2/29/2016			FYTD INTEREST
GFA Checking		\$5,734.82	\$0.10
GFA Savings		\$3,668.79	\$0.31
<b>Total GFA Accounts</b>		<b>\$9,403.61</b>	
Merrill Lynch Cash Balance		\$8,102.58	
Merrill Lynch Investments		\$175,267.15	
<b>Total Merrill Lynch</b>		<b>\$183,369.73</b>	
<b>TOTAL ALL ACCOUNTS</b>		<b>\$192,773.34</b>	

**FEBRUARY 2016**

EXPENSES		INCOME	
Town of Hubbardston (Taxes)	\$ -	Payments (\$68 Maint Fees)	\$ -
United Site Services (Porta Potti)	\$ -	Payments (\$100 Memberships)	\$ -
Comm of Mass (Corp. Fee)	\$ -	Lodge Rentals	\$ 100.00
Verizon (Telephone)	\$ -	Lions Lodge Rental	\$ -
National Grid (Electric)	\$ 56.41	Interest (GFA Checking)	\$ 0.10
Kristoff and Sons (Trash)	\$ 15.00	Interest (GFA Savings)	\$ 0.31
Lodge Security	\$ -	Dock Fee	\$ -
USPS (Stamps)	\$ 98.00		
Broberg Insurance (Liability)	\$ -	<b>TOTAL INCOME</b>	<b>\$100.41</b>
Broberg Insurance (Lodge replacement)	\$ -		
Huhtula Oil (Fuel)	\$ -		
PO Box	\$ -		
Beach water testing	\$ 80.00		
US Treasury (Taxes)	\$ -		
Commonwealth of MA (Annual Report Filing)	\$ -		
Clean furnace	\$ -		
Lodge inspection: Town of Hubbardston	\$ 42.00		
Beach fee: Town of Hubbardston	\$ -		
Legal (Advice)/Tax Accountant	\$ -		
Miscellaneous (Laser Printer & Print Supplies)	\$ 140.23		
Lien settlement recording fee	\$ -		
Annual Meeting Mailings & Supplies	\$ -		
Web Site	\$ -		
<b>SUB TOTAL EXPENSE (Operating Plan)</b>	<b>\$ 431.64</b>		
		<b>\$0.00 TOTAL</b>	
<b>MAINTENANCE &amp; IMPROVEMENTS</b>			
Beach sand	\$ -		
Lodge Septic Cleaning	\$ -		
Lodge monthly cleaning & supplies	\$ -		
Clingons (Auto ID's)	\$ -		
Signs	\$ -		
Tractor fuel & mowing supplies	\$ -		
Lodge chimney/furnace repair	\$ -		
Dam repair/maint.	\$ -		
<b>TOT. MAINTENANCE &amp; IMPROVEMENTS</b>	<b>\$ -</b>		
<b>TOTAL EXPENSES</b>	<b>\$ 431.64</b>		
<b>TOTAL INCOME</b>	<b>\$ 100.41</b>		
<b>NET CASH FLOW</b>	<b>\$ (331.23)</b>		

**FY'2016 BUDGET**  
As of February 29, 2016

	EXPENSES			VARIANCE		INCOME			VARIANCE
	FY2016 PLAN	FY2016 ACTUAL YTD				FY2016 PLAN	FY2016 ACTUAL YTD		
Taxes (Town & State)	\$ 3,500.00	\$ 3,614.95	\$ (114.95)						
United Site Services (Porta Pott)	\$ 325.00	\$ 317.89	\$ 7.11						
Comm Mass (Corp. Feed. Interest/Penalties)	\$ 419.94	\$ 423.44	\$ (3.50)						
Verizon (Telephone)	\$ 1,000.00	\$ 868.07	\$ 131.93						
National Grid (Electric)	\$ 2,000.00	\$ 1,434.49	\$ 565.51						
Kristoff and Sons (Trash)	\$ 200.00	\$ 142.00	\$ 58.00						
Lodge Security	\$ 216.00	\$ 216.00	\$ -						
USPS (Stamps)	\$ 250.00	\$ 147.00	\$ 103.00						
Broberg Insurance (Liability)	\$ 5,585.00	\$ 5,585.00	\$ -						
Broberg Insurance (Lodge replacement)	\$ 1,233.00	\$ 1,232.76	\$ 0.24						
Huhtala Oil (Fuel)	\$ 1,300.00	\$ 923.71	\$ 376.29						
Dept of Revenue 2014 Taxes	\$ 811.00	\$ 811.00	\$ -						
US Dept of Rev./State of Mass(Barn Proceeds)	\$ 7,090.00	\$ 7,090.00	\$ -						
PO Box	\$ 60.00	\$ 60.00	\$ -						
Beach water testing	\$ 140.00	\$ 240.00	\$ (100.00)						
Web Site	\$ 100.00	\$ 80.25	\$ 19.75						
Lodge inspection: Town of Hubbardston	\$ 40.00	\$ 42.00	\$ (2.00)						
Legal Fees	\$ 1,000.00	\$ 100.00	\$ 900.00						
Miscellaneous	\$ 250.00	\$ 167.83	\$ 82.17						
Tax Accountant	\$ 1,225.00	\$ 1,225.00	\$ -						
Mailings/Meetings/Supplies	\$ 250.00	\$ 46.86	\$ 203.14						
Spring Cleanup/Annual Beach Party	\$ 550.00	\$ 557.07	\$ (7.07)						
<b>TOTAL OPERATING EXPENSES</b>	<b>\$ 27,544.94</b>	<b>\$ 28,328.32</b>	<b>\$ 2,218.62</b>						
<b>MAINTENANCE &amp; IMPROVEMENTS</b>									
Swing Set Canvas Replacement	\$ 139.00	\$ 139.00	\$ -						
Beach Sand	\$ 455.05	\$ 910.05	\$ (455.00)						
Lodge Septic Cleaning	\$ 200.00	\$ -	\$ 200.00						
Lodge cleaning & supplies	\$ 200.00	\$ -	\$ 200.00						
General Repairs (Lodge Pump, etc.)	\$ 750.00	\$ 204.00	\$ 546.00						
Tractor fuel & mowing supplies	\$ 100.00	\$ 100.00	\$ -						
Safety Fencing at Dam	\$ 1,700.00	\$ 1,700.00	\$ -						
Lodge/Shed Roof Repairs	\$ 7,000.00	\$ 7,200.00	\$ (200.00)						
Lodge Exterior Wall Repair	\$ 2,000.00	\$ 1,970.00	\$ 30.00						
Gas Grill	\$ 350.00	\$ 365.91	\$ (15.91)						
Beach Driveway Sealing	\$ 1,300.00	\$ 1,300.00	\$ -						
Pond Raking	\$ 3,000.00	\$ -	\$ 3,000.00						
<b>TOT. MAINTENANCE &amp; IMPROVEMENTS</b>	<b>\$ 17,194.05</b>	<b>\$ 13,888.96</b>	<b>\$ 3,305.09</b>						
<b>TOTAL EXPENSES</b>	<b>\$ 44,738.99</b>	<b>\$ 39,214.28</b>	<b>\$ 5,524.71</b>						
<b>INCOME</b>									
FY 2015 Maint Fees (Plan: 189 x \$68)	\$ 12,852.00	\$ 8,604.00	\$ (4,248.00)						
FY 2015 Memberships (Plan: 189 x \$100)	\$ 18,900.00	\$ 6,226.06	\$ (12,673.94)						
Past Due Maint Fees / Interest	\$ -	\$ 730.47	\$ (730.47)						
Lodge Rentals	\$ 1,450.00	\$ 700.00	\$ (750.00)						
Lions Lodge Rental	\$ 350.00	\$ 350.00	\$ -						
Interest (GFA Checking)	\$ 1.00	\$ 1.10	\$ (0.10)						
Interest (GFA Savings)	\$ 4.00	\$ 60.35	\$ 56.35						
Dock Fees	\$ 150.00	\$ 150.00	\$ -						
<b>TOTAL INCOME</b>	<b>\$ 33,707.00</b>	<b>\$ 16,821.98</b>	<b>\$ (16,885.02)</b>						
<b>REFUND/TAX OVERPAYMENT</b>									
US Dept of Treasury	\$ -	\$ 4,605.67	\$ 4,605.67						
<b>Withdrawal from Merrill Lynch (Barn Proceeds)</b>									
Merrill Lynch Withdrawal (June/Barn)	\$ 15,000.00	\$ 15,000.00	\$ -						
Merrill Lynch Withdrawal (Aug/Taxes)	\$ 10,000.00	\$ 10,000.00	\$ -						
<b>Total Withdrawal from Investments</b>	<b>\$ 25,000.00</b>	<b>\$ 25,000.00</b>	<b>\$ -</b>						
<b>TOTAL INCOME</b>	<b>\$ 58,707.00</b>	<b>\$ 46,427.65</b>	<b>\$ (12,279.35)</b>						
<b>TOTAL INCOME</b>									
<b>TOTAL INCOME</b>	<b>\$ 33,707.00</b>	<b>\$ 16,821.98</b>	<b>\$ (16,885.02)</b>						
<b>REFUND/TAX OVERPAYMENT</b>	<b>\$ -</b>	<b>\$ 4,605.67</b>	<b>\$ 4,605.67</b>						
<b>Total Withdrawal from Investments</b>	<b>\$ 25,000.00</b>	<b>\$ 25,000.00</b>	<b>\$ -</b>						
<b>TOTAL INCOMEWITHDRAWALS</b>	<b>\$ 58,707.00</b>	<b>\$ 46,427.65</b>	<b>\$ (12,279.35)</b>						





Primary Account: 802-07018

# YOUR MERRILL LYNCH REPORT

January 30, 2016 - February 29, 2016

## PORTFOLIO SUMMARY

	February 29	January 29	Month Change
<b>Net Portfolio Value</b>	<b>\$183,156.35</b>	<b>\$184,124.06</b>	<b>(\$967.71) ▼</b>
Your assets	\$183,156.35	\$184,124.06	(\$967.71) ▼
Your liabilities	-	-	-
Your Net Cash Flow (Inflows/Outflows)	-	-	-
Securities You Transferred In/Out	\$10.64	-	-
<b>Subtotal Net Contributions</b>	<b>\$10.64</b>	-	-
Your Dividends/Interest Income	\$114.80	\$17.90	-
Your Market Gains/(Losses)	(\$1,093.15)	(\$4,881.20)	-
<b>Subtotal Investment Earnings</b>	<b>(\$978.35)</b>	<b>(\$4,863.30)</b>	-

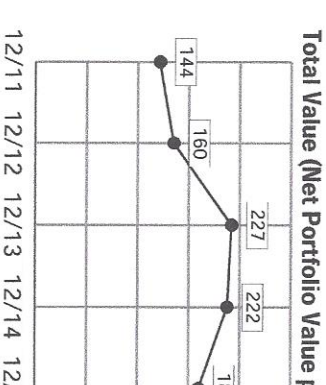
If you have questions on your statement, call 24-Hour Assistance: (800) MERRILL (800) 637-7455

Investment Advice and Guidance: Call Your Financial Advisor

Your Financial Advisor:  
 ROBERT S LYONS JR  
 1700 WEST PARK DRIVE SUITE 185  
 WESTBOROUGH MA 01581  
 bob\_lyons@ml.com  
 1-888-358-9353

Up-to-date account information can be viewed at: www.mymerrill.com, where your statements are archived for three or more years.

Questions about MyMerrill? Click the "help" tab at the top of the screen once you log in.



## YOU MAY STILL BE ABLE TO MAKE A 2015 IRA CONTRIBUTION UNTIL

4/18/2016. If you earned income in 2015 and have not yet made an IRA contribution for 2015, you have until April 18, 2016 to complete your contribution. Call your financial advisor today for details.

Merrill Lynch Wealth Management makes available products and services offered by Merrill Lynch, Pierce, Fenner & Smith Incorporated (MLPF&S) and other subsidiaries of Bank of America Corporation. MLPF&S is a registered broker-dealer. Member Securities Investor Protection Corporation (SIPC) and a wholly owned subsidiary of Bank of America Corporation. Investment products: **Are Not FDIC Insured** **Are Not Bank Guaranteed** **May Lose Value**

Primary Account: 802-07018


24-Hour Assistance: (800) MERRILL

January 30, 2016 - February 29, 2016


# YOUR PORTFOLIO REVIEW

## ASSET ALLOCATION\*

\* Estimated Accrued Interest not included; may not reflect all holdings; does not include asset categories less than 1%; includes the categorical values for the underlying portfolio of individual mutual funds, closed end funds, and UITs.



## CURRENT INCOME



	This Report	Year To Date
Tax-Exempt Interest	-	-
Taxable Interest	-	-
Tax-Exempt Dividends	114.80	132.70
Taxable Dividends	\$114.80	\$132.70
<b>Total</b>	<b>\$114.80</b>	<b>\$132.70</b>

**Your Estimated Annual Income** **\$2,273.00**

## TOP FIVE PORTFOLIO HOLDINGS

Based on Estimated Market Value

Current Value	Portfolio % of
FIRST EAGLE	20.12%
BLACKROCK GLOBAL	17.56%
IVY ASSET STRATEGY	16.53%
BLACKROCK GLOBAL	13.51%
EATON VANCE FLOATING RTE	11.55%

## FINANCIAL MARKET INDICATORS

	This Report	Last Report	Previous Year End
S&P 500	1932.23	1940.24	2058.90
Three-Month Treasury Bills	.32%	%	.04%
Long-Term Treasury Bonds	2.62%	3.00%	2.75%
One-Month LIBOR	.44%	.43%	.17%
NASDAQ	4557.95	4613.95	4736.06

Online at: [www.mymerrill.com](http://www.mymerrill.com)

Account Number: 802-07018

24-Hour Assistance: (800) MERRILL



PINECREST PPTY OWNRS ASSOC INC  
PO BOX 123  
HUBBARDSTON MA 01452-0123

**Net Portfolio Value: \$183,156.35**

**Your Financial Advisor:**

ROBERT S LYONS JR  
1700 WEST PARK DRIVE SUITE 185  
WESTBOROUGH MA 01581  
bob\_lyons@ml.com  
1-888-358-9353

# PINECREST IIA

January 30, 2016 - February 29, 2016

	This Statement	Year to Date
<b>Opening Value (01/30)</b>	<b>\$184,124.06</b>	
Total Credits	114.80	132.70
Total Debits	-	-
Securities You Transferred In/Out	10.64	10.64
Market Gains/(Losses)	(1,093.15)	(5,974.35)
<b>Closing Value (02/29)</b>	<b>\$183,156.35</b>	

	February 29	January 29
<b>ASSETS</b>		
Cash/Money Accounts	8,102.58	7,996.64
Fixed Income	-	-
Equities	-	-
Mutual Funds	175,053.77	176,127.42
Options	-	-
Other	-	-
Subtotal (Long Portfolio)	<b>183,156.35</b>	<b>184,124.06</b>
<b>TOTAL ASSETS</b>	<b>\$183,156.35</b>	<b>\$184,124.06</b>
<b>LIABILITIES</b>		
Debit Balance	-	-
Short Market Value	-	-
<b>TOTAL LIABILITIES</b>	<b>-</b>	<b>-</b>
<b>NET PORTFOLIO VALUE</b>	<b>\$183,156.35</b>	<b>\$184,124.06</b>

Merrill Lynch Wealth Management makes available products and services offered by Merrill Lynch, Pierce, Fenner & Smith Incorporated (MLPF&S) and other subsidiaries of Bank of America Corporation. MLPF&S is a registered broker-dealer, Member Securities Investor Protection Corporation (SIPC) and a wholly owned subsidiary of Bank of America Corporation. Investment products:  Are Not FDIC Insured  Are Not Bank Guaranteed  May Lose Value



# MERCREST IIA

January 30, 2016 - February 29, 2016

## CASH FLOW

This Statement

Year to Date

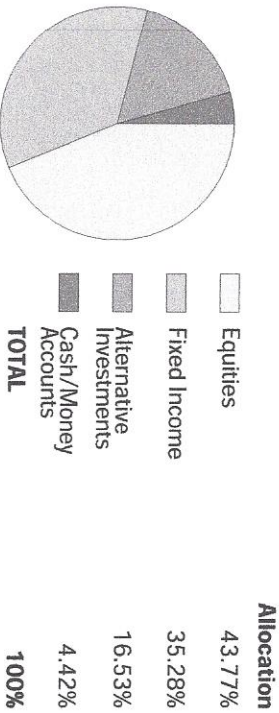
	This Statement	Year to Date
<b>Ending Cash/Money Accounts</b>	<b>\$7,996.64</b>	
Received	-	-
Dividends	-	-
Interest Transfers	-	-
Debits	-	-
<b>Total</b>	<b>5</b>	<b>5</b>
Interest Transfers	-	-
Interest Charged	-	-
Debits	-	-
Purchases	-	-
Cash Advances	-	-
Written/Bill Payment	-	-
<b>Total</b>	<b>-</b>	<b>-</b>
<b>Cash Flow</b>	<b>-</b>	<b>-</b>

## OTHER TRANSACTIONS

Dividends/Interest Income	114.80	132.70
Dividend Reinvestments	(8.86)	(8.86)
Dividend Purchases/Debits	-	-
Dividend Sales/Credits	-	-
<b>Cash/Money Accounts</b>	<b>\$8,102.58</b>	
Assets You Transferred In/Out	10.64	10.64

## ASSET ALLOCATION \*

\* Estimated Accrued Interest not included; may not reflect all holdings; does not include asset categories less than 1%; includes the categorical values for the underlying portfolio of individual mutual funds, closed end funds, and UITs.



## DOCUMENT PREFERENCES THIS PERIOD

	Mail	Online Delivery
Statements		X
Performance Reports		X
Trade Confirms		X
Shareholders Communication		X
Prospectus		X
Service Notices		X
Tax Statements	X	

PINECREST PTY OWNRS ASSOC INC

Account Number: 802-07018

# YOUR INDIVIDUAL INVESTOR ACCOUNT ASSETS

January 30, 2016 - February 29, 2016

CASH/MONEY ACCOUNTS		Total	Estimated	Estimated	Estimated	Est. Annual
Description	Quantity	Cost Basis	Market Price	Market Value	Annual Income	Yield%
CASH	8,011.73	8,011.73		8,011.73		
READY ASSET GOV LIQ FD (8500 FRACTIONAL SHARE)	90.00	90.00	1,0000	90,000	.85	
<b>TOTAL</b>				<b>8,102.58</b>		

## MUTUAL FUNDS/CLOSED END FUNDS/UIT

Description	Quantity	Total Cost Basis	Estimated Market Price	Estimated Market Value	Unrealized Gain/(Loss)	Total Client Investment	Cumulative Investment Return (\$)	Estimated Annual Current Income Yield%
<b>BLACKROCK GLOBAL</b>	2,209	24,011.83	11,2000	24,740.80	728.97	24,011	728	440 1.77
DIVIDEND PORTFOLIO CL C SYMBOL: BCBDX Initial Purchase: 02/19/13 Equity 100% .3280 Fractional Share								
		3.57	11,2000	3.67	.10			1 1.77

<b>BLACKROCK GLOBAL</b>	2,074	35,752.02	15,5000	32,147.00	(3,605.02)	30,978	1,168	114 .35
ALLOCATION FD INC C SYMBOL: MCLOX Initial Purchase: 06/27/05 Fixed Income 40% Equity 60% .7110 Fractional Share								
		11.26	15,5000	11.02	(0.24)			1 .35

<b>EATON VANCE FLOATING RTE ADVANTAGE FUND CL C</b>	2,150	23,951.00	9,8400	21,156.00	(2,795.00)	23,951	(2,795)	981 4.63
SYMBOL: ECFAX Initial Purchase: 02/19/13 Fixed Income 100% .1800 Fractional Share								
		2.01	9,8400	1.77	(0.24)			1 4.63

<b>FIRST EAGLE GLOBAL CLASS C</b>	750	24,270.05	49,1100	36,832.50	12,562.45	23,717	13,114	
SYMBOL: FESGX Initial Purchase: 04/13/09 Fixed Income 2% Equity 98% .5340 Fractional Share								
		16.75	49,1100	26.22	9.47			



PINECREST PTY OWNERS ASSOC INC

Account Number: 802-07018

24-Hour Assistance: (800) MERRILL

**YOUR INDIVIDUAL INVESTOR ACCOUNT ASSETS**

January 30, 2016 - February 29, 2016

MUTUAL FUNDS/CLOSED END FUNDS/UIT Description	(continued) Quantity	Total Cost Basis	Estimated Market Price	Estimated Market Value	Unrealized Gain/(Loss)	Total Client Investment	Cumulative Investment Return (\$)	Estimated Annual Current Income Yield%
<b>IVV ASSET STRATEGY</b>	<b>1,526</b>	<b>39,036.69</b>	<b>19,8300</b>	<b>30,260.58</b>	<b>(8,776.11)</b>	<b>36,224</b>	<b>(5,963)</b>	
FUND CL C								
SYMBOL: WASCX Initial Purchase: 01/09/08								
Alternative Investments 100%								
.7540 Fractional Share		20.88	19.8300	14.95	(5.93)			
<b>LOOMIS SAYLES INVESTMENT</b>	<b>1,031</b>	<b>12,567.17</b>	<b>10,7000</b>	<b>11,031.70</b>	<b>(1,535.47)</b>	<b>10,081</b>	<b>949</b>	<b>126</b>
GRADE BOND FD CL C								
SYMBOL: LGBCX Initial Purchase: 11/07/11								
Fixed Income 100%								
.2570 Fractional Share		2.72	10.7000	2.75	.03			1
								1.14
<b>LOOMIS SAYLES STRATEGIC</b>	<b>772</b>	<b>11,069.68</b>	<b>13,2800</b>	<b>10,252.16</b>	<b>(817.52)</b>	<b>7,526</b>	<b>2,726</b>	<b>306</b>
INCOME FUND CLASS C								
SYMBOL: NECZX Initial Purchase: 06/27/05								
Fixed Income 100%								
.6010 Fractional Share		8.44	13.2800	7.98	(0.46)			1
								2.98
<b>TEMPLETON GLOBAL TOTAL</b>	<b>785</b>	<b>10,699.55</b>	<b>10,9100</b>	<b>8,564.35</b>	<b>(2,135.20)</b>	<b>10,699</b>	<b>(2,135)</b>	<b>300</b>
RETURN FUND CL C								
SYMBOL: TRGX Initial Purchase: 04/25/11								
Fixed Income 100%								
.0290 Fractional Share		0.40	10.9100	.32	(0.08)			1
								3.50
Subtotal (Fixed Income)				64,617.41				
Subtotal (Equities)				80,160.83				
Subtotal (Alternative Investments)				30,275.53				
<b>TOTAL</b>		<b>181,424.02</b>		<b>175,053.77</b>	<b>(6,370.25)</b>		<b>7,792</b>	<b>2,273</b>
								1.30

## YOUR INDIVIDUAL INVESTOR ACCOUNT ASSETS

January 30, 2016 - February 29, 2016

LONG PORTFOLIO	Adjusted/Total Cost Basis	Estimated Market Value	Unrealized Gain/(Loss)	Estimated Accrued Interest	Estimated Annual Income	Current Yield%
<b>TOTAL</b>	189,526.60	<b>183,156.35</b>	(6,370.25)		<b>2,273</b>	1.24

**Total Client Investment:** Cost of shares directly purchased and still held. Does not include shares purchased through reinvestment.

**Cumulative Investment Return:** Estimated Market Value minus Total Client Investment. Cumulative Investment Return is the dollar value of the capital appreciation (depreciation) of all shares purchased and still held, including shares acquired through reinvestment of dividends and distributions, which may be greater or less than the actual income distributed.

**Market Timing:** Merrill Lynch's policies prohibit mutual fund market timing, which involves the purchase and sale of mutual fund shares within short periods of time with the intention of capturing short-term profits resulting from market volatility. Market timing may result in lower returns for long-term fund shareholders because market timers capture short-term gains that would otherwise pass to all shareholders and due to increased transaction costs and fewer assets for investment due to the need to retain cash to satisfy redemptions.

**Sales Charge Discounts or Waivers:** Many funds offer various sales charge discounts or waivers depending on the terms of the prospectus and/or statement of additional information. You should consult a fund's prospectus and/or statement of additional information to determine whether you may qualify for a discount or waiver. Notify your Financial Advisor, Financial Solutions Advisor or Investment Center representative if you believe you qualify for any of these or any other discounts or waivers. Please contact your Financial Advisor, Financial Solutions Advisor or Investment Center representative for further information on available sales charge discounts and waivers.

**Notes**

◆ Cost basis has been adjusted by the deferred loss amount from a previous "Wash Sale" and the acquisition date has been adjusted to include the holding period of the lot closed by that previous "Wash Sale".

## YOUR INDIVIDUAL INVESTOR ACCOUNT TRANSACTIONS

DIVIDENDS/INTEREST INCOME TRANSACTIONS						
Date	Transaction Type	Quantity	Description	Reinvestment	Income	Income Year To Date
02/01	* Dividend		LOOMIS SAYLES INVESTMENT		8.86	
			GRADE BOND FD CL C			
			PAY DATE 01/29/2016			
02/01	Reinvestment		LOOMIS SAYLES INVESTMENT	(8.86)		
			GRADE BOND FD CL C			
02/01	Divid Reinv		LOOMIS SAYLES INVESTMENT			
			GRADE BOND FD CL C			
			REINV AMOUNT \$8.86			

+

PINECREST PPTY OWNRS ASSOC INC

Account Number: 802-07018

24-Hour Assistance: (800) MERRILL

**YOUR INDIVIDUAL INVESTOR ACCOUNT TRANSACTIONS**

January 30, 2016 - February 29, 2016

**DIVIDENDS/INTEREST INCOME TRANSACTIONS (continued)**

Date	Transaction Type	Quantity	Description	Reinvestment	Income	Income Year To Date
02/01	* Dividend		REINV PRICE \$10.59000 QUANTITY BOT .8370 AS OF 01/28 EATON VANCE FLOATING RTE ADVANTAGE FUND CL C PAY DATE 01/29/2016		86.66	
02/01	* Dividend		LOOMIS SAYLES STRATEGIC INCOME FUND CLASS C PAY DATE 01/29/2016		2.40	
02/19	* Dividend		TEMPLETON GLOBAL TOTAL RETURN FUND CL C PAY DATE 02/18/2016		16.88	
	Subtotal (Taxable Dividends)				114.80	132.70
	<b>NET TOTAL</b>				<b>(8.86)</b>	<b>114.80</b>

**SECURITIES YOU TRANSFERRED IN/OUT**

Date	Description	Transaction Type	Quantity	Value of Securities	Year To Date
02/01	LOOMIS SAYLES INVESTMENT GRADE BOND FD CL C FULL SHARE ACCUM SHARE VALUE \$10.64	Journal Entry	1	10.64	
	<b>NET TOTAL</b>			<b>10.64</b>	<b>10.64</b>